


# Teachers Survival Guide to the zoo

Auckland  
**ZOO**

## Kia Ora and welcome to Auckland Zoo!

Students remain the responsibility of the teacher at all times. Please support the children in their learning and actively supervise your group throughout the visit.

### Here is a list of ways to do this:



Allocate children to  
adult supervisors  
before you arrive

Ensure adult  
supervisors have all the  
information they need

Please follow ANY  
instructions given by Zoo staff

Your group must  
stay together WITH YOU at all times

Please ensure you and your  
students walk within the  
Zoo grounds


If you require  
first aid or a child is lost please contact  
a Zoo staff member immediately and  
they will take appropriate action




Be mindful of other Zoo visitors

Help the environment by  
using the recycle bins


### Respect the animals & their enclosures:



Remind  
students not  
to tap the glass



Make sure you stay  
on the paths and  
keep to your own  
side of the fence



Please do not feed or  
touch ANY animals  
at the Zoo including  
free range birds

Our animals  
have excellent hearing.  
In order to see lots of animals  
today quiet voices work best

Talk to your coordinating teacher  
and find out where to meet up at  
the end of the day, pass this on  
to the adult supervisors.

The coordinating teacher will  
let you know when it is time to walk to the buses.

In case of emergency please list all adult supervisor contact numbers:

Collect your timetable from your coordinating teacher. Make sure you know the time and place of your education session and be ready at least 5 minutes before it begins.

Please note that any amendments to the timetable must be discussed with a Zoo educator prior to the visit.

Please be aware of Auckland Zoo's terms and conditions of entry. If your group's behaviour puts people or the animals at risk you could be asked to leave.

### Useful links

[Map](#)

[FAQs](#)

[Terms & Conditions](#)

[Parents Survival Guide](#)

Most of all we hope you have a wonderful visit to Auckland Zoo!

# Ka pai!

## To get the best out of your Zoo visit:

Our animals love to play hide and seek. Encourage students to slow down and take time to observe each enclosure

Look at the animal encounter schedule on the back of the Zoo map. These encounters are a great way to learn more and possibly chat to a Zoo keeper

We are all learning. You don't need to know all of the answers and neither do the children. Today is a chance to explore and discover together

Encourage the children to ask lots of questions



## Here are some possible questions you could ask your group today:

What part of the world does this animal come from?

What does this animal need to survive? What do you need to survive?

How is the animal different to another animal you have seen today?

How many different types of jobs do you think there are at the Zoo? Which job would you like to do?

I wonder...

What is the animal doing and why do you think it might be doing that?

If you were a Zoo animal, which one would you be and why?

What do the children want to learn?

Jot this down here: